



2013

**Round 3 : Queensland Raceway : June 14 - 16****SUPERSPORT****Race 2**


Date: 16/06/13
 Event: R12
 Weather: Sunny - Temp: 20.4C
 Track: Dry - Temp: 31.2C


Started at: 14:17:44
 Laps: 17
 Starters: 25
 Printed at: 14:43

PROVISIONAL CLASSIFICATION


Pos	No	Gr	Name	Machine	Laps	Race Time	Behind	Fastest Lap	On Lap
1	78	B	Michael BLAIR (NSW) / Blairbuild / YRD / JoeGroot Civil / Finson	Yamaha YZF-R6	17	20:41.396		1:12.376	17
2	2	A	Daniel FALZON (SA) / Caterpillar / EPSA / Yamaha	Yamaha YZF-R6	17	20:41.922	.526	1:12.300	14
3	52	A	Ryan TAYLOR (VIC) / Pirelli / Motul / SW Racing / YRD	Yamaha YZF-R6	17	20:49.021	7.625	1:12.646	6
4	82	A	Chris QUINN (NSW) / Coopers Pale Ale / Holmes Extractive Resources	Yamaha YZF-R6	17	20:49.184	7.788	1:12.521	15
5	64	B	Aaron MORRIS (NSW) / Maxima Yamaha / Ohlins / Arrow / Pirelli / RK Chains / Bell	Yamaha YZF-R6	17	20:53.566	12.170	1:12.829	11
6	59	B	Luke BURGESS (QLD) / Mackay Kawasaki / Kawasaki Aust. / Tomsey Racing / KMF	Kawasaki ZX6R	17	20:54.320	12.924	1:12.856	9
7	41	C	Aiden WAGNER (QLD) / YRD / XXX Rated Suspension / Wagner Soil Testing	Yamaha YZF-R6	17	20:54.876	13.480	1:12.924	7
8	83	B	Kyle BUCKLEY (QLD) / LAE Racing / XXX Rated Susp. / Motorcycle Accessory Shop	Yamaha YZF-R6	17	20:55.353	13.957	1:12.966	12
9	43		Alastair HOOGENBOEZEM (NZ) / Cube Racing / Australian Outdoor Living / Leda / Weld West	Suzuki GSX-R	17	20:57.536	16.140	1:12.976	11
10	49	A	Brendan CLARKE (QLD) / Champion's Ride Days / Child's Dream	Honda CBR RR	17	21:08.269	26.873	1:13.490	10
11	53	B	Mason COOTE (VIC) / DynoVerks Racing / MSC Safe Co / Radmix	Yamaha YZF-R6	17	21:10.407	29.011	1:13.517	10
12	73	C	Anthony JONES (QLD) / XX Rated Suspension / Race Art	Yamaha YZF-R6	17	21:19.120	37.724	1:13.850	10
13	58	B	Anthony QUINN (NSW) / Coopers Pale Ale Yamaha / Holmes Extractive Resources	Yamaha YZF-R6	17	21:19.264	37.868	1:14.307	10
14	68	C	Mitch LEVY (NSW) / Racers Edge Performance / Pirelli / Motul	Suzuki GSX-R	17	21:22.145	40.749	1:14.658	16
15	91	C	Luke MARTIN (QLD) / Race Art Australia / Micks Fix Leather Repairs / Rhok Helmets	Yamaha YZF-R6	17	21:22.896	41.500	1:13.957	13
16	84	C	Thomas BRYDEN (NSW)	Yamaha YZF-R6	17	21:23.124	41.728	1:14.262	15
17	50	B	Callum SPRIGGS (QLD) / YRD / Allsite Concrete Cutting / XXX Rated Suspension	Yamaha YZF-R6	17	21:31.147	49.751	1:13.271	3
18	24	C	Daniel MAYES (QLD)	Suzuki GSX-R	17	21:45.856	1:04.460	1:15.613	8
19	97	C	Joshua CUMING (QLD) / Fosters Ace / Arjotto Repairs / Burdikem Height Alert	Yamaha YZF-R6	16	20:48.256	1 Lap	1:16.952	12


 Chief Time Keeper - Scott Laing


 Clerk of Course - Tom Williams



Computime Race Timing Systems Pty Ltd © 1996
 Licensed to Computime Race Timing Systems
www.computime.com.au
COMPUTIME RACE TIMING SYSTEMS PTY LTD
 9 Timber Lane, Glen Waverley, Vic 3150. Ph : 0418 17 13 17
 E-mail : scott@computime.com.au





2013



SUPERBIKE CHAMPIONSHIPS

BROUGHT TO YOU BY



www.ma.org.au

**Round 3 : Queensland Raceway : June 14 - 16****SUPERSPORT****Race 2**

Date: 16/06/13
 Event: R12
 Weather: Sunny - Temp: 20.4C
 Track: Dry - Temp: 31.2C

Started at: 14:17:44
 Laps: 17
 Starters: 25
 Printed at: 14:43

PROVISIONAL CLASSIFICATION

Pos	No	Gr	Name	Machine	Laps	Race Time	Behind	Fastest Lap	On Lap
20	85	C	Jarrod KOPPE (QLD) / Future Sport M-cycles / Renault / TP Human Capital Renault	Suzuki GSX-R	16	20:48.913	1 Lap	1:17.097	12
21	99	D	Miguel BAKER (QLD) / Champions Ride Days / Child's Dream	Honda CBR RR	16	20:57.870	1 Lap	1:16.025	11
22	32	D	David ROUGHLEY (QLD) / Lismore M-cycles / Tyres For Bikes / Mick's Fix / Arlen Ness	Yamaha YZF-R6	16	21:23.330	1 Lap	1:19.024	3
23	89		Anthony VILLELLA (QLD) / Prime Clothing and Graphics / Two Wheels n Wear	Suzuki GSX-R	16	21:23.999	1 Lap	1:19.125	10
24	69	A	Michael LOCKART (NSW) / EPL International / Amorini / Armstrong Consulting / Kawasaki	Kawasaki ZX6R	16	21:41.420	1 Lap	1:15.046	6
DNF	96	A	Aaron GOBERT (NSW) / WNR Kawasaki / Dunlop / Alpinestars / Bell Helmets / Dyno Test	Kawasaki ZX6R	0		17 Laps		

Fastest Lap was 1:12.300 by Daniel FALZON (SA)

Current race record for SS class - 1:11.212 by Jamie STAUFFER (NSW) on a Yamaha YZF-R6 set on 13/07/08

*** Riders 96 (Aaron GOBERT (NSW)) & 99 (Miguel BAKER (QLD)) - 10 second penalties imposed by Clerk of Course for jumped starts ***

The results are provisional until the end of the time limit for protests and appeals.

Chief Time Keeper - Scott Laing

Clerk of Course - Tom Williams




Computime Race Timing Systems Pty Ltd © 1996
 Licensed to Computime Race Timing Systems

www.computime.com.au

COMPUTIME RACE TIMING SYSTEMS PTY LTD

9 Timber Lane, Glen Waverley, Vic 3150. Ph : 0418 17 13 17

E-mail : scott@computime.com.au





2013



SUPERBIKE CHAMPIONSHIPS

BROUGHT TO YOU BY



MOTORCYCLING AUSTRALIA
www.ma.org.au



Round 3 : Queensland Raceway : June 14 - 16

SUPERSPORT

Race 2

Date: 16/06/13
Event: R12
Weather: Sunny - Temp: 20.4C
Track: Dry - Temp: 31.2C

Started at: 14:17:44
Laps: 17
Starters: 25
Printed at: 14:43

PROVISIONAL LAP TIMES

No	Name	Lap 1	Lap 2	Lap 3	Lap 4	Lap 5	Lap 6	Lap 7	Lap 8	Lap 9	Lap 10
2	Daniel FALZON (SA)	1:18.398	1:13.304	1:12.675	1:12.766	1:12.739	1:12.798	1:12.791	1:12.888	1:13.297	1:12.576
10		1:12.404	1:12.654	1:12.631	1:12.300	1:12.535	1:12.821	1:12.345			
24	Daniel MAYES (QLD)	1:24.188	1:16.784	1:16.582	1:16.351	1:16.023	1:16.248	1:16.522	1:15.613	1:16.284	1:16.192
10		1:16.607	1:15.926	1:16.085	1:16.311	1:16.036	1:17.216	1:16.888			
32	David ROUGHLEY (QLD)	1:26.573	1:19.795	1:19.024	1:19.711	1:20.204	1:19.743	1:19.475	1:19.623	1:19.219	1:19.345
10		1:20.378	1:20.787	1:19.621	1:19.715	1:19.915	1:20.202				
41	Aiden WAGNER (QLD)	1:20.521	1:13.778	1:13.476	1:13.382	1:13.705	1:13.294	1:12.924	1:13.087	1:13.042	1:13.410
10		1:13.743	1:13.839	1:14.196	1:13.275	1:13.184	1:13.068	1:12.952			
43	Alastair HOOGENBOEZEM (NZ)	1:20.897	1:13.993	1:14.023	1:13.468	1:13.257	1:13.154	1:13.562	1:13.289	1:13.199	1:13.604
10		1:12.976	1:13.064	1:14.056	1:13.047	1:13.543	1:13.722	1:14.682			
49	Brendan CLARKE (QLD)	1:22.401	1:15.408	1:15.013	1:14.477	1:14.228	1:13.791	1:13.870	1:13.810	1:13.676	1:13.490
10		1:14.608	1:13.922	1:13.768	1:13.869	1:14.311	1:13.879	1:13.748			
50	Callum SPRIGGS (QLD)	1:19.705	1:13.681	1:13.271	1:13.363	1:14.601	1:13.836	1:14.317	1:15.103	1:15.648	1:16.529
10		1:17.274	1:16.571	1:15.863	1:14.872	1:16.145	1:16.335	1:24.033			
52	Ryan TAYLOR (VIC)	1:19.293	1:13.491	1:13.283	1:13.029	1:12.652	1:12.646	1:12.819	1:12.774	1:13.028	1:12.878
10		1:12.943	1:13.907	1:13.053	1:12.891	1:13.125	1:13.418	1:13.791			
53	Mason COOTE (VIC)	1:22.693	1:15.263	1:13.859	1:14.588	1:14.427	1:14.737	1:14.027	1:13.601	1:13.588	1:13.517
10		1:15.012	1:13.521	1:13.728	1:14.352	1:15.266	1:14.178	1:14.050			
58	Anthony QUINN (NSW)	1:22.987	1:15.439	1:14.674	1:14.673	1:14.425	1:14.512	1:14.471	1:14.434	1:14.514	1:14.307
10		1:15.171	1:14.690	1:14.392	1:14.644	1:14.586	1:15.420	1:15.925			
59	Luke BURGESS (QLD)	1:19.183	1:13.562	1:13.060	1:13.559	1:13.229	1:13.781	1:13.172	1:12.884	1:12.856	1:13.583
10		1:13.683	1:13.161	1:13.602	1:13.406	1:13.688	1:13.835	1:14.076			
64	Aaron MORRIS (NSW)	1:21.809	1:14.292	1:13.298	1:13.372	1:13.261	1:13.091	1:13.437	1:13.256	1:13.166	1:13.310
10		1:12.829	1:12.829	1:13.785	1:12.833	1:12.954	1:12.856	1:13.188			
68	Mitch LEVY (NSW)	1:22.565	1:15.582	1:15.303	1:15.176	1:15.043	1:15.162	1:14.927	1:14.936	1:14.812	1:14.895
10		1:14.805	1:14.662	1:15.167	1:14.672	1:14.734	1:14.658	1:15.046			
69	Michael LOCKART (NSW)	1:21.939	1:59.098	1:19.475	1:16.379	1:15.153	1:15.046	1:15.328	1:15.123	1:25.800	1:15.435
10		1:16.268	1:16.909	1:16.850	1:26.304	1:22.572	1:23.741				
73	Anthony JONES (QLD)	1:24.343	1:16.485	1:15.264	1:14.998	1:14.366	1:14.576	1:14.105	1:14.752	1:14.712	1:13.850
10		1:14.117	1:14.186	1:14.713	1:14.457	1:14.918	1:14.289	1:14.989			
78	Michael BLAIR (NSW)	1:18.243	1:12.972	1:13.005	1:13.160	1:12.795	1:13.052	1:12.578	1:12.904	1:12.790	1:12.462
10		1:12.470	1:12.550	1:12.475	1:12.408	1:12.504	1:12.652	1:12.376			
82	Chris QUINN (NSW)	1:18.737	1:13.741	1:13.896	1:13.270	1:13.704	1:13.100	1:12.751	1:13.027	1:13.238	1:13.696

Scott Laing
Chief Time Keeper - Scott Laing

Tom Williams
Clerk of Course - Tom Williams



Computime Race Timing Systems Pty Ltd © 1996


Licensed to Computime Race Timing Systems

www.computime.com.au

COMPUTIME RACE TIMING SYSTEMS PTY LTD

9 Timber Lane, Glen Waverley, Vic 3150. Ph : 0418 17 13 17

E-mail : scott@computime.com.au





2013



SUPERBIKE CHAMPIONSHIPS

BROUGHT TO YOU BY



www.ma.org.au

**Round 3 : Queensland Raceway : June 14 - 16****SUPERSPORT****Race 2**

Date: 16/06/13
 Event: R12
 Weather: Sunny - Temp: 20.4C
 Track: Dry - Temp: 31.2C

Started at: 14:17:44
 Laps: 17
 Starters: 25
 Printed at: 14:43

PROVISIONAL LAP TIMES

No	Name	Lap 1	Lap 2	Lap 3	Lap 4	Lap 5	Lap 6	Lap 7	Lap 8	Lap 9	Lap 10
		10	1:13.237	1:12.817	1:12.931	1:12.934	1:12.521	1:12.642	1:12.942		
83	Kyle BUCKLEY (QLD)	1:20.292	1:13.600	1:13.397	1:13.530	1:13.388	1:13.332	1:13.366	1:13.073	1:13.649	1:13.233
		10	1:13.722	1:12.966	1:13.075	1:13.225	1:14.787	1:13.194	1:13.524		
84	Thomas BRYDEN (NSW)	1:24.660	1:16.473	1:15.814	1:15.512	1:15.817	1:14.715	1:14.889	1:14.628	1:14.303	1:14.287
		10	1:14.337	1:14.373	1:14.461	1:14.314	1:14.262	1:14.677	1:15.602		
85	Jarrod KOPPE (QLD)	1:24.826	1:17.649	1:17.558	1:17.337	1:17.709	1:17.791	1:17.905	1:17.355	1:17.924	1:17.496
		10	1:17.499	1:17.097	1:17.207	1:17.648	1:18.612	1:17.300			
89	Anthony VILLELLA (QLD)	1:26.854	1:20.247	1:19.170	1:19.676	1:19.505	1:19.889	1:19.583	1:19.536	1:19.974	1:19.125
		10	1:20.272	1:21.765	1:19.218	1:19.207	1:19.241	1:20.737			
91	Luke MARTIN (QLD)	1:21.130	1:24.628	1:15.015	1:14.738	1:14.745	1:14.751	1:14.553	1:14.147	1:14.274	1:14.370
		10	1:14.309	1:14.512	1:13.957	1:14.173	1:13.982	1:14.108	1:15.504		
97	Joshua CUMING (QLD)	1:25.395	1:17.350	1:17.271	1:17.653	1:17.161	1:17.354	1:18.188	1:18.129	1:17.789	1:16.975
		10	1:17.699	1:16.952	1:17.487	1:17.457	1:17.604	1:17.792			
99	Miguel BAKER (QLD)	1:27.409	1:19.320	1:17.346	1:17.559	1:18.042	1:17.318	1:17.258	1:16.594	1:16.510	1:16.375
		10	1:16.025	1:16.652	1:16.470	1:17.379	1:21.090	1:16.523			

*** Riders 96 (Aaron GOBERT (NSW)) & 99 (Miguel BAKER (QLD)) - 10 second penalties imposed by Clerk of Course for jumped starts ***

The results are provisional until the end of the time limit for protests and appeals.

Scott Laing
 Chief Time Keeper - Scott Laing

Tom Williams
 Clerk of Course - Tom Williams




Computime Race Timing Systems Pty Ltd © 1996
 Licensed to Computime Race Timing Systems

www.computime.com.au

COMPUTIME RACE TIMING SYSTEMS PTY LTD

9 Timber Lane, Glen Waverley, Vic 3150. Ph : 0418 17 13 17

E-mail : scott@computime.com.au





2013 QBE



SUPERBIKE CHAMPIONSHIPS
BROUGHT TO YOU BY MOTUL



Round 3 : Queensland Raceway : June 14 - 16

SUPERSPORT

Race 2

Date: 16/06/13
Event: R12
Weather: Sunny - Temp: 20.4C
Track: Dry - Temp: 31.2C

Started at: 14:17:44
Laps: 17
Starters: 25
Printed at: 14:43

PROVISIONAL SPLIT TIMES


Lap	Split 1	Split 2	Split 3	Lap Time	Lap	Split 1	Split 2	Split 3	Lap Time
2 Daniel FALZON (SA) (2nd)					64 Aaron MORRIS (NSW) (5th)				
1	29.196	32.534	16.668	1:18.398	1	30.929	33.901	16.979	1:21.809
2	24.717	31.977	16.610	1:13.304	2	24.831	32.614	16.847	1:14.292
3	24.280	31.807	16.588	1:12.675	3	24.693	31.889	16.716	1:13.298
4	24.331	31.868	16.567	1:12.766	4	24.703	31.809	16.860	1:13.372
5	24.508	31.736	16.495	1:12.739	5	24.593	31.994	16.674	1:13.261
6	24.726	31.525	16.547	1:12.798	6	24.536	31.781	16.774	1:13.091
7	24.513	31.717	16.561	1:12.791	7	24.560	32.060	16.817	1:13.437
8	24.635	31.740	16.513	1:12.888	8	24.700	31.879	16.677	1:13.256
9	24.490	31.990	16.817	1:13.297	9	24.578	31.809	16.779	1:13.166
10	24.379	31.675	16.522	1:12.576	10	24.694	31.796	16.820	1:13.310
11	24.400	31.482	16.522	1:12.404	11	24.398	31.740	16.691	1:12.829
12	24.140	32.035	16.479	1:12.654	12	24.382	31.713	16.734	1:12.829
13	24.354	31.693	16.584	1:12.631	13	24.350	32.649	16.786	1:13.785
14	24.174	31.579	16.547	1:12.300	14	24.376	31.719	16.738	1:12.833
15	24.152	31.774	16.609	1:12.535	15	24.438	31.837	16.679	1:12.954
16	24.205	32.007	16.609	1:12.821	16	24.384	31.657	16.815	1:12.856
17	24.232	31.397	16.716	1:12.345	17	24.590	31.930	16.668	1:13.188
24 Daniel MAYES (QLD) (18th)					68 Mitch LEVY (NSW) (14th)				
1	31.641	34.837	17.710	1:24.188	1	30.915	34.164	17.486	1:22.565
2	25.380	33.912	17.492	1:16.784	2	24.908	33.360	17.314	1:15.582
3	25.349	33.734	17.499	1:16.582	3	24.932	33.215	17.156	1:15.303
4	25.282	33.748	17.321	1:16.351	4	25.005	32.991	17.180	1:15.176
5	25.334	33.465	17.224	1:16.023	5	24.837	32.929	17.277	1:15.043
6	25.133	33.695	17.420	1:16.248	6	24.968	32.907	17.287	1:15.162
7	25.177	33.843	17.502	1:16.522	7	25.103	32.660	17.164	1:14.927
8	25.123	33.358	17.132	1:15.613	8	24.955	32.795	17.186	1:14.936
9	25.161	33.740	17.383	1:16.284	9	24.924	32.656	17.232	1:14.812
10	25.260	33.580	17.352	1:16.192	10	24.947	32.790	17.158	1:14.895
11	25.533	33.646	17.428	1:16.607	11	24.911	32.673	17.221	1:14.805
12	25.352	33.164	17.410	1:15.926	12	24.854	32.645	17.163	1:14.662
13	25.402	33.399	17.284	1:16.085	13	24.997	32.847	17.323	1:15.167
14	25.398	33.577	17.336	1:16.311	14	24.843	32.642	17.187	1:14.672
15	25.309	33.345	17.382	1:16.036	15	24.810	32.673	17.251	1:14.734
16	26.353	33.536	17.327	1:17.216	16	24.768	32.660	17.230	1:14.658
17	25.627	33.650	17.611	1:16.888	17	24.790	33.111	17.145	1:15.046
32 David ROUGHLEY (QLD) (22th)					69 Michael LOCKART (NSW) (24th)				
1	32.786	35.610	18.177	1:26.573	1	30.477	34.503	16.959	1:21.939
2	25.952	35.820	18.023	1:19.795	2	24.770	1:15.130	19.198	1:59.098

Scott Laing
Chief Time Keeper - Scott Laing

Tom Williams
Clerk of Course - Tom Williams



Computime Race Timing Systems Pty Ltd © 1996
Licensed to Computime Race Timing Systems
www.computime.com.au
COMPUTIME RACE TIMING SYSTEMS PTY LTD
9 Timber Lane, Glen Waverley, Vic 3150. Ph : 0418 17 13 17
E-mail : scott@computime.com.au





2013



Round 3 : Queensland Raceway : June 14 - 16

SUPERSPORT

Race 2

Date: 16/06/13
Event: R12
Weather: Sunny - Temp: 20.4C
Track: Dry - Temp: 31.2C

Started at: 14:17:44
Laps: 17
Starters: 25
Printed at: 14:43

PROVISIONAL SPLIT TIMES

Lap	Split 1	Split 2	Split 3	Lap Time	Lap	Split 1	Split 2	Split 3	Lap Time
3	25.993	35.051	<u>17.980</u>	<u>1:19.024</u>	3	26.711	35.172	17.592	1:19.475
4	26.359	35.309	18.043	1:19.711	4	25.382	33.579	17.418	1:16.379
5	26.520	35.381	18.303	1:20.204	5	25.064	<u>32.840</u>	17.249	1:15.153
6	26.432	35.331	<u>17.980</u>	1:19.743	6	25.098	32.911	17.037	<u>1:15.046</u>
7	26.324	34.951	18.200	1:19.475	7	25.086	33.092	17.150	1:15.328
8	26.223	35.261	18.139	1:19.623	8	25.171	32.862	17.090	1:15.123
9	26.128	35.111	<u>17.980</u>	1:19.219	9	24.998	38.209	22.593	1:25.800
10	26.200	<u>34.819</u>	18.326	1:19.345	10	24.936	33.112	17.387	1:15.435
11	26.275	35.733	18.370	1:20.378	11	25.129	33.855	17.284	1:16.268
12	26.504	36.015	18.268	1:20.787	12	25.617	33.843	17.449	1:16.909
13	26.365	34.955	18.301	1:19.621	13	25.450	33.597	17.803	1:16.850
14	26.214	35.217	18.284	1:19.715	14	26.194	36.765	23.345	1:26.304
15	26.443	35.243	18.229	1:19.915	15	27.999	35.353	19.220	1:22.572
16	26.428	35.373	18.401	1:20.202	16	28.182	36.468	19.091	1:23.741

41 Aiden WAGNER (QLD) (7th)

1	30.250	33.248	17.023	1:20.521
2	24.565	32.379	16.834	1:13.778
3	24.490	32.150	16.836	1:13.476
4	24.683	32.011	16.688	1:13.382
5	24.402	32.484	16.819	1:13.705
6	24.436	32.109	16.749	1:13.294
7	24.365	<u>31.821</u>	16.738	<u>1:12.924</u>
8	24.346	32.051	16.690	1:13.087
9	24.296	32.108	<u>16.638</u>	1:13.042
10	24.552	32.068	16.790	1:13.410
11	24.579	32.355	16.809	1:13.743
12	24.483	32.370	16.986	1:13.839
13	24.393	33.005	16.798	1:14.196
14	24.322	32.014	16.939	1:13.275
15	24.507	31.883	16.794	1:13.184
16	<u>24.234</u>	32.059	16.775	1:13.068
17	24.259	32.012	16.681	1:12.952

73 Anthony JONES (QLD) (12th)

1	32.179	34.502	17.662	1:24.343
2	25.370	33.830	17.285	1:16.485
3	24.995	33.099	17.170	1:15.264
4	24.943	32.911	17.144	1:14.998
5	24.686	32.623	17.057	1:14.366
6	24.854	32.715	17.007	1:14.576
7	24.653	32.382	17.070	1:14.105
8	24.648	33.008	17.096	1:14.752
9	24.894	32.838	16.980	1:14.712
10	24.821	<u>32.186</u>	<u>16.843</u>	<u>1:13.850</u>
11	<u>24.511</u>	32.527	17.079	1:14.117
12	24.649	32.612	16.925	1:14.186
13	24.864	32.701	17.148	1:14.713
14	24.714	32.701	17.042	1:14.457
15	24.954	32.832	17.132	1:14.918
16	24.839	32.459	16.991	1:14.289
17	25.358	32.502	17.129	1:14.989

43 Alastair HOOGENBOEZEM (NZ) (9th)

1	30.535	33.408	16.954	1:20.897
2	24.758	32.352	16.883	1:13.993
3	24.804	32.338	16.881	1:14.023
4	24.713	31.868	16.887	1:13.468
5	24.790	31.769	<u>16.698</u>	1:13.257
6	24.623	31.793	16.738	1:13.154

78 Michael BLAIR (NSW) (1st)

1	29.036	32.364	16.843	1:18.243
2	24.425	31.924	16.623	1:12.972
3	24.427	31.879	16.699	1:13.005
4	24.466	32.008	16.686	1:13.160
5	24.454	31.737	16.604	1:12.795
6	24.498	31.947	16.607	1:13.052

Chief Time Keeper - Scott Laing

Clerk of Course - Tom Williams



Computime Race Timing Systems Pty Ltd © 1996


Licensed to Computime Race Timing Systems

www.computime.com.au

COMPUTIME RACE TIMING SYSTEMS PTY LTD

9 Timber Lane, Glen Waverley, Vic 3150. Ph : 0418 17 13 17

E-mail : scott@computime.com.au





2013 QBE



SUPERBIKE CHAMPIONSHIPS
BROUGHT TO YOU BY MOTUL



Round 3 : Queensland Raceway : June 14 - 16

SUPERSPORT

Race 2

Date: 16/06/13
Event: R12
Weather: Sunny - Temp: 20.4C
Track: Dry - Temp: 31.2C

Started at: 14:17:44
Laps: 17
Starters: 25
Printed at: 14:43

PROVISIONAL SPLIT TIMES

Lap	Split 1	Split 2	Split 3	Lap Time	Lap	Split 1	Split 2	Split 3	Lap Time
7	24.513	32.232	16.817	1:13.562	7	24.312	31.714	16.552	1:12.578
8	24.637	31.858	16.794	1:13.289	8	24.432	31.877	16.595	1:12.904
9	24.596	31.835	16.768	1:13.199	9	24.244	31.946	16.600	1:12.790
10	24.649	31.780	17.175	1:13.604	10	24.462	31.487	16.513	1:12.462
11	24.562	31.690	16.724	<u>1:12.976</u>	11	24.308	31.611	16.551	1:12.470
12	24.545	<u>31.626</u>	16.893	1:13.064	12	24.270	31.754	16.526	1:12.550
13	<u>24.473</u>	32.657	16.926	1:14.056	13	24.387	31.602	<u>16.486</u>	1:12.475
14	24.568	31.666	16.813	1:13.047	14	24.438	<u>31.431</u>	16.539	1:12.408
15	24.715	31.875	16.953	1:13.543	15	24.387	31.604	16.513	1:12.504
16	24.757	32.080	16.885	1:13.722	16	<u>24.198</u>	31.929	16.525	1:12.652
17	25.121	32.418	17.143	1:14.682	17	24.336	31.478	16.562	<u>1:12.376</u>

49 Brendan CLARKE (QLD) (10th)

1	30.476	34.342	17.583	1:22.401
2	25.042	33.168	17.198	1:15.408
3	24.862	33.086	17.065	1:15.013
4	24.796	32.634	17.047	1:14.477
5	24.907	32.400	16.921	1:14.228
6	<u>24.548</u>	32.404	16.839	1:13.791
7	24.583	32.276	17.011	1:13.870
8	24.707	32.264	16.839	1:13.810
9	24.681	32.127	16.868	1:13.676
10	24.573	<u>32.099</u>	16.818	<u>1:13.490</u>
11	25.237	32.493	16.878	1:14.608
12	24.634	32.389	16.899	1:13.922
13	24.587	32.179	17.002	1:13.768
14	24.865	32.163	16.841	1:13.869
15	24.872	32.449	16.990	1:14.311
16	24.793	32.266	16.820	1:13.879
17	24.672	32.281	<u>16.795</u>	1:13.748

82 Chris QUINN (NSW) (4th)

1	29.435	32.554	16.748	1:18.737
2	24.512	32.447	16.782	1:13.741
3	24.648	32.578	16.670	1:13.896
4	24.514	32.108	16.648	1:13.270
5	24.454	32.628	16.622	1:13.704
6	24.499	31.833	16.768	1:13.100
7	24.517	31.725	<u>16.509</u>	1:12.751
8	24.582	31.780	16.665	1:13.027
9	24.698	31.974	16.566	1:13.238
10	24.576	32.355	16.765	1:13.696
11	24.572	32.007	16.658	1:13.237
12	<u>24.420</u>	31.830	16.567	1:12.817
13	24.505	31.858	16.568	1:12.931
14	24.621	31.730	16.583	1:12.934
15	24.441	31.558	16.522	<u>1:12.521</u>
16	24.543	<u>31.548</u>	16.551	1:12.642
17	24.518	31.643	16.781	1:12.942

50 Callum SPRIGGS (QLD) (17th)

1	29.860	33.036	16.809	1:19.705
2	24.544	32.341	16.796	1:13.681
3	24.501	<u>32.108</u>	16.662	<u>1:13.271</u>
4	<u>24.435</u>	32.335	<u>16.593</u>	1:13.363
5	24.904	32.882	16.815	1:14.601
6	24.629	32.501	16.706	1:13.836
7	24.509	32.498	17.310	1:14.317
8	24.687	33.376	17.040	1:15.103
9	25.222	33.276	17.150	1:15.648

83 Kyle BUCKLEY (QLD) (8th)

1	30.074	33.187	17.031	1:20.292
2	24.305	32.390	16.905	1:13.600
3	<u>24.154</u>	32.235	17.008	1:13.397
4	24.479	32.192	16.859	1:13.530
5	24.314	32.292	16.782	1:13.388
6	24.388	32.119	16.825	1:13.332
7	24.404	32.143	16.819	1:13.366
8	24.294	31.994	16.785	1:13.073
9	24.417	32.480	16.752	1:13.649

Chief Time Keeper - Scott Laing

Clerk of Course - Tom Williams




Computime Race Timing Systems Pty Ltd © 1996
Licensed to Computime Race Timing Systems

www.computime.com.au

COMPUTIME RACE TIMING SYSTEMS PTY LTD

9 Timber Lane, Glen Waverley, Vic 3150. Ph : 0418 17 13 17

E-mail : scott@computime.com.au





2013 QBE



Round 3 : Queensland Raceway : June 14 - 16

SUPERSPORT

Race 2

Date: 16/06/13
 Event: R12
 Weather: Sunny - Temp: 20.4C
 Track: Dry - Temp: 31.2C

Started at: 14:17:44
 Laps: 17
 Starters: 25
 Printed at: 14:43

PROVISIONAL SPLIT TIMES

Lap	Split 1	Split 2	Split 3	Lap Time	Lap	Split 1	Split 2	Split 3	Lap Time
10	25.144	33.867	17.518	1:16.529	10	24.304	32.059	16.870	1:13.233
11	25.775	33.851	17.648	1:17.274	11	24.399	32.395	16.928	1:13.722
12	25.760	33.757	17.054	1:16.571	12	24.275	31.961	16.730	1:12.966
13	25.204	33.529	17.130	1:15.863	13	24.242	31.974	16.859	1:13.075
14	24.914	32.733	17.225	1:14.872	14	24.256	32.171	16.798	1:13.225
15	25.167	33.419	17.559	1:16.145	15	24.286	33.766	16.735	1:14.787
16	25.378	33.638	17.319	1:16.335	16	24.315	32.048	16.831	1:13.194
17	25.672	36.488	21.873	1:24.033	17	24.301	32.456	16.767	1:13.524

52 Ryan TAYLOR (VIC) (3rd)

1	29.686	32.928	16.679	1:19.293
2	24.488	32.303	16.700	1:13.491
3	24.407	32.304	16.572	1:13.283
4	24.389	32.098	16.542	1:13.029
5	24.298	31.869	16.485	1:12.652
6	24.205	31.883	16.558	1:12.646
7	24.455	31.878	16.486	1:12.819
8	24.363	31.727	16.684	1:12.774
9	24.604	31.762	16.662	1:13.028
10	24.390	31.842	16.646	1:12.878
11	24.488	31.791	16.664	1:12.943
12	24.375	32.298	17.234	1:13.907
13	24.547	31.894	16.612	1:13.053
14	24.418	31.697	16.776	1:12.891
15	24.474	31.870	16.781	1:13.125
16	24.622	32.034	16.762	1:13.418
17	24.706	32.084	17.001	1:13.791

84 Thomas BRYDEN (NSW) (16th)

1	31.829	34.732	18.099	1:24.660
2	25.175	33.984	17.314	1:16.473
3	25.403	33.238	17.173	1:15.814
4	25.136	33.135	17.241	1:15.512
5	25.620	33.131	17.066	1:15.817
6	24.710	32.885	17.120	1:14.715
7	24.835	33.035	17.019	1:14.889
8	24.917	32.653	17.058	1:14.628
9	24.833	32.573	16.897	1:14.303
10	24.772	32.506	17.009	1:14.287
11	24.704	32.546	17.087	1:14.337
12	24.806	32.523	17.044	1:14.373
13	24.762	32.658	17.041	1:14.461
14	24.636	32.621	17.057	1:14.314
15	24.670	32.450	17.142	1:14.262
16	24.480	32.831	17.366	1:14.677
17	25.172	32.962	17.468	1:15.602

53 Mason COOTE (VIC) (11th)

1	31.820	33.705	17.168	1:22.693
2	24.870	33.383	17.010	1:15.263
3	24.785	32.104	16.970	1:13.859
4	25.207	32.537	16.844	1:14.588
5	25.012	32.407	17.008	1:14.427
6	25.218	32.616	16.903	1:14.737
7	24.708	32.034	17.285	1:14.027
8	24.700	32.044	16.857	1:13.601
9	24.655	32.113	16.820	1:13.588
10	24.542	32.238	16.737	1:13.517
11	25.769	32.415	16.828	1:15.012
12	24.823	31.864	16.834	1:13.521

85 Jarrod KOPPE (QLD) (20th)

1	32.092	35.112	17.622	1:24.826
2	25.268	34.589	17.792	1:17.649
3	25.311	34.327	17.920	1:17.558
4	25.667	34.059	17.611	1:17.337
5	25.744	34.319	17.646	1:17.709
6	25.727	34.326	17.738	1:17.791
7	25.911	34.436	17.558	1:17.905
8	25.719	34.130	17.506	1:17.355
9	25.934	34.483	17.507	1:17.924
10	25.771	34.294	17.431	1:17.496
11	25.678	34.261	17.560	1:17.499
12	25.502	34.162	17.433	1:17.097

Scott Laing


Chief Time Keeper - Scott Laing

Tom Williams

Clerk of Course - Tom Williams



Computime Race Timing Systems Pty Ltd © 1996
 Licensed to Computime Race Timing Systems
www.computime.com.au
COMPUTIME RACE TIMING SYSTEMS PTY LTD
 9 Timber Lane, Glen Waverley, Vic 3150. Ph : 0418 17 13 17
 E-mail : scott@computime.com.au





2013



Round 3 : Queensland Raceway : June 14 - 16

SUPERSPORT

Race 2

Date: 16/06/13
Event: R12
Weather: Sunny - Temp: 20.4C
Track: Dry - Temp: 31.2C

Started at: 14:17:44
Laps: 17
Starters: 25
Printed at: 14:43

PROVISIONAL SPLIT TIMES

Lap	Split 1	Split 2	Split 3	Lap Time	Lap	Split 1	Split 2	Split 3	Lap Time
13	24.625	32.206	16.897	1:13.728	13	25.600	<u>33.897</u>	17.710	1:17.207
14	24.909	32.578	16.865	1:14.352	14	25.379	34.648	17.621	1:17.648
15	24.780	32.705	17.781	1:15.266	15	25.917	34.890	17.805	1:18.612
16	24.878	32.335	16.965	1:14.178	16	25.566	34.116	17.618	1:17.300
17	24.996	32.208	16.846	1:14.050					
58 Anthony QUINN (NSW) (13th)					89 Anthony VILLELLA (QLD) (23th)				
1	31.336	34.044	17.607	1:22.987	1	33.347	35.434	18.073	1:26.854
2	25.024	33.241	17.174	1:15.439	2	26.653	35.501	18.093	1:20.247
3	<u>24.819</u>	32.819	17.036	1:14.674	3	26.628	<u>34.655</u>	17.887	1:19.170
4	24.926	<u>32.395</u>	17.352	1:14.673	4	26.586	35.179	17.911	1:19.676
5	25.017	32.445	16.963	1:14.425	5	26.683	34.730	18.092	1:19.505
6	25.033	32.547	16.932	1:14.512	6	26.773	35.250	17.866	1:19.889
7	25.005	32.439	17.027	1:14.471	7	26.855	35.127	<u>17.601</u>	1:19.583
8	25.005	32.550	16.879	1:14.434	8	26.617	35.036	17.883	1:19.536
9	25.125	32.434	16.955	1:14.514	9	26.787	35.464	17.723	1:19.974
10	25.006	32.514	<u>16.787</u>	<u>1:14.307</u>	10	26.529	34.880	17.716	<u>1:19.125</u>
11	25.022	33.219	16.930	1:15.171	11	26.504	35.584	18.184	1:20.272
12	24.973	32.561	17.156	1:14.690	12	27.967	35.783	18.015	1:21.765
13	25.004	32.425	16.963	1:14.392	13	26.793	34.687	17.738	1:19.218
14	25.079	32.550	17.015	1:14.644	14	26.633	34.731	17.843	1:19.207
15	24.951	32.511	17.124	1:14.586	15	<u>26.488</u>	34.781	17.972	1:19.241
16	25.332	32.827	17.261	1:15.420	16	27.183	35.351	18.203	1:20.737
17	25.723	32.853	17.349	1:15.925					
59 Luke BURGESS (QLD) (6th)					91 Luke MARTIN (QLD) (15th)				
1	29.478	32.919	16.786	1:19.183	1	30.694	33.380	17.056	1:21.130
2	24.534	32.101	16.927	1:13.562	2	<u>24.563</u>	42.329	17.736	1:24.628
3	24.433	32.000	16.627	1:13.060	3	25.025	32.722	17.268	1:15.015
4	24.624	32.245	16.690	1:13.559	4	25.076	32.496	17.166	1:14.738
5	24.464	32.078	16.687	1:13.229	5	24.849	32.598	17.298	1:14.745
6	24.630	32.219	16.932	1:13.781	6	24.908	32.640	17.203	1:14.751
7	24.835	31.766	<u>16.571</u>	1:13.172	7	24.929	32.461	17.163	1:14.553
8	24.543	31.759	16.582	1:12.884	8	24.826	32.276	17.045	1:14.147
9	24.530	<u>31.555</u>	16.771	<u>1:12.856</u>	9	24.820	32.373	17.081	1:14.274
10	24.642	32.246	16.695	1:13.583	10	24.902	32.423	17.045	1:14.370
11	24.567	32.345	16.771	1:13.683	11	24.800	32.371	17.138	1:14.309
12	<u>24.331</u>	31.895	16.935	1:13.161	12	24.773	32.515	17.224	1:14.512
13	24.655	32.227	16.720	1:13.602	13	24.784	32.140	17.033	<u>1:13.957</u>
14	24.531	32.039	16.836	1:13.406	14	24.856	32.316	<u>17.001</u>	1:14.173
15	24.715	32.130	16.843	1:13.688	15	24.741	<u>32.092</u>	17.149	1:13.982
					16	24.613	32.358	17.137	1:14.108
					17	24.931	33.266	17.307	1:15.504

Chief Time Keeper - Scott Laing

Clerk of Course - Tom Williams




Computime Race Timing Systems Pty Ltd © 1996
Licensed to Computime Race Timing Systems

www.computime.com.au

COMPUTIME RACE TIMING SYSTEMS PTY LTD

9 Timber Lane, Glen Waverley, Vic 3150. Ph : 0418 17 13 17

E-mail : scott@computime.com.au





2013



SUPERBIKE CHAMPIONSHIPS

BROUGHT TO YOU BY



MOTORCYCLING AUSTRALIA
www.ma.org.au



Round 3 : Queensland Raceway : June 14 - 16

SUPERSPORT

Race 2

Date: 16/06/13
Event: R12
Weather: Sunny - Temp: 20.4C
Track: Dry - Temp: 31.2C

Started at: 14:17:44
Laps: 17
Starters: 25
Printed at: 14:43

PROVISIONAL SPLIT TIMES

Lap	Split 1	Split 2	Split 3	Lap Time	Lap	Split 1	Split 2	Split 3	Lap Time
16	24.825	32.151	16.859	1:13.835					
17	24.752	32.466	16.858	1:14.076					
					97	Joshua CUMING (QLD) (19th)			
					1	32.584	34.750	18.061	1:25.395
					2	25.866	33.825	17.659	1:17.350
					3	25.816	33.661	17.794	1:17.271
					4	25.937	33.946	17.770	1:17.653
					5	<u>25.731</u>	33.722	17.708	1:17.161
					6	25.809	33.627	17.918	1:17.354
					7	26.227	34.135	17.826	1:18.188
					8	26.235	34.186	17.708	1:18.129
					9	25.816	34.380	<u>17.593</u>	1:17.789
					10	25.769	33.489	17.717	1:16.975
					11	25.912	33.751	18.036	1:17.699
					12	25.848	<u>33.309</u>	17.795	<u>1:16.952</u>
					13	25.851	33.688	17.948	1:17.487
					14	25.780	33.737	17.940	1:17.457
					15	26.021	33.873	17.710	1:17.604
					16	25.957	34.061	17.774	1:17.792
					99	Miguel BAKER (QLD) (21th)			
					1	33.152	36.328	17.929	1:27.409
					2	25.710	35.575	18.035	1:19.320
					3	25.621	34.076	17.649	1:17.346
					4	25.934	33.922	17.703	1:17.559
					5	25.586	34.612	17.844	1:18.042
					6	25.438	34.254	17.626	1:17.318
					7	25.407	34.120	17.731	1:17.258
					8	25.291	33.868	17.435	1:16.594
					9	25.283	33.724	17.503	1:16.510
					10	<u>25.190</u>	33.859	<u>17.326</u>	1:16.375
					11	25.534	<u>33.082</u>	17.409	<u>1:16.025</u>
					12	25.404	33.713	17.535	1:16.652
					13	25.236	33.614	17.620	1:16.470
					14	25.516	34.434	17.429	1:17.379
					15	25.349	35.110	20.631	1:21.090
					16	25.257	33.668	17.598	1:16.523

*** Riders 96 (Aaron GOBERT (NSW)) & 99 (Miguel BAKER (QLD)) - 10 second penalties imposed by Clerk of Course for jumped starts ***

The results are provisional until the end of the time limit for protests and appeals.

Chief Time Keeper - Scott Laing

Clerk of Course - Tom Williams




Computime Race Timing Systems Pty Ltd © 1996
Licensed to Computime Race Timing Systems

www.computime.com.au

COMPUTIME RACE TIMING SYSTEMS PTY LTD

9 Timber Lane, Glen Waverley, Vic 3150. Ph : 0418 17 13 17

E-mail : scott@computime.com.au





2013 QBE



Round 3 : Queensland Raceway : June 14 - 16

SUPERSPORT

Race 2

Date: 16/06/13
Event: R12
Weather: Sunny - Temp: 20.4C
Track: Dry - Temp: 31.2C

Started at: 14:17:44
Laps: 17
Starters: 25
Printed at: 14:43

PROVISIONAL FASTEST LAPS SEQUENCE

Lap	Race Pos	No	Name	Machine	Fastest Lap	On Lap
1	1	78	Michael BLAIR (NSW)	Yamaha YZF-R6	1:18.243	1
2	1	78	Michael BLAIR (NSW)	Yamaha YZF-R6	1:12.972	2
3	2	2	Daniel FALZON (SA)	Yamaha YZF-R6	1:12.675	3
5	3	52	Ryan TAYLOR (VIC)	Yamaha YZF-R6	1:12.652	5
6	3	52	Ryan TAYLOR (VIC)	Yamaha YZF-R6	1:12.646	6
7	2	78	Michael BLAIR (NSW)	Yamaha YZF-R6	1:12.578	7
10	1	78	Michael BLAIR (NSW)	Yamaha YZF-R6	1:12.462	10
11	2	2	Daniel FALZON (SA)	Yamaha YZF-R6	1:12.404	11
14	2	2	Daniel FALZON (SA)	Yamaha YZF-R6	1:12.300	14

*** Riders 96 (Aaron GOBERT (NSW)) & 99 (Miguel BAKER (QLD)) - 10 second penalties imposed by Clerk of Course for jumped starts ***

The results are provisional until the end of the time limit for protests and appeals.

Chief Time Keeper - Scott Laing

Clerk of Course - Tom Williams




Computime Race Timing Systems Pty Ltd © 1996
Licensed to Computime Race Timing Systems

www.computime.com.au

COMPUTIME RACE TIMING SYSTEMS PTY LTD

9 Timber Lane, Glen Waverley, Vic 3150. Ph : 0418 17 13 17

E-mail : scott@computime.com.au





2013 QBE



Round 3 : Queensland Raceway : June 14 - 16

SUPERSPORT

Race 2

Started at: 14:17:44

Date: 16/06/13

Event: R12

Laps: 17

Weather: Sunny - Temp: 20.4C

Starters: 25

Track: Dry - Temp: 31.2C

Printed at: 14:43

PROVISIONAL LAP SHEET

Table with columns: No, Lap Time, Gap. Rows for Laps 13, 14, 15, 16, 17. Includes rider numbers and times.

*** Riders 96 (Aaron GOBERT (NSW)) & 99 (Miguel BAKER (QLD)) - 10 second penalties imposed by Clerk of Course for jumped starts ***

The results are provisional until the end of the time limit for protests and appeals.

Handwritten signature of Scott Laing


Chief Time Keeper - Scott Laing

Handwritten signature of Tom Williams

Clerk of Course - Tom Williams



Computime Race Timing Systems Pty Ltd © 1996
Licensed to Computime Race Timing Systems
www.computime.com.au
COMPUTIME RACE TIMING SYSTEMS PTY LTD
9 Timber Lane, Glen Waverley, Vic 3150. Ph : 0418 17 13 17
E-mail : scott@computime.com.au





2013



SUPERBIKE CHAMPIONSHIPS

BROUGHT TO YOU BY



Round 3 : Queensland Raceway : June 14 - 16

SUPERSPORT

Race 2

Date: 16/06/13
Event: R12
Weather: Sunny - Temp: 20.4C
Track: Dry - Temp: 31.2C

Started at: 14:17:44
Laps: 17
Starters: 25
Printed at: 14:43

PROVISIONAL LAP CHART

Table with 18 columns (Grid 1-17) and 25 rows of rider data. Grid 1 is the starting position, and subsequent columns show positions after each lap. Riders 96 and 99 are highlighted in grey.

*** Riders 96 (Aaron GOBERT (NSW)) & 99 (Miguel BAKER (QLD)) - 10 second penalties imposed by Clerk of Course for jumped starts ***

The results are provisional until the end of the time limit for protests and appeals.

Handwritten signature of Scott Laing

Chief Time Keeper - Scott Laing


Handwritten signature of Tom Williams

Clerk of Course - Tom Williams



Computime Race Timing Systems Pty Ltd © 1996
Licensed to Computime Race Timing Systems
www.computime.com.au

COMPUTIME RACE TIMING SYSTEMS PTY LTD
9 Timber Lane, Glen Waverley, Vic 3150. Ph : 0418 17 13 17
E-mail : scott@computime.com.au





2013 QBE



SUPERBIKE CHAMPIONSHIPS

BROUGHT TO YOU BY



MOTORCYCLING AUSTRALIA
www.ma.org.au



Round 3 : Queensland Raceway : June 14 - 16

**SUPERSPORT
PROVISIONAL ROUND POINTS**

AUSTRALIAN SUPERSPORT CHAMPIONSHIP - Overall & Privateers

Pos	No	Name	Rnd 2 Pole	Rnd 2 Race 1	Rnd 2 Race 2	Total
1	78	Michael BLAIR (NSW)	0	25	25	50
2	52	Ryan TAYLOR (VIC)	0	20	18	38
3	2	Daniel FALZON (SA)	0	17	20	37
4	82	Chris QUINN (NSW)	1	13	17	31
5	64	Aaron MORRIS (NSW)	0	15	16	31
6	83	Kyle BUCKLEY (QLD)	0	16	13	29
7	59	Luke BURGESS (QLD)	0	11	15	26
8	49	Brendan CLARKE (QLD)	0	14	11	25
9	43	Alastair HOOGENBOEZEM (NZ)	0	12	12	24
10	50	Callum SPRIGGS (QLD)	0	18	4	22
11	41	Aiden WAGNER (QLD)	0	6	14	20
12	68	Mitch LEVY (NSW)	0	9	7	16
13	53	Mason COOTE (VIC)	0	5	10	15
14	73	Anthony JONES (QLD)	0	4	9	13
15	58	Anthony QUINN (NSW)	0	3	8	11
16	96	Aaron GOBERT (NSW)	0	10	0	10
17	65	Hudson PITT (SA)	0	8	0	8
18	91	Luke MARTIN (QLD)	0	1	6	7
19	84	Thomas BRYDEN (NSW)	0	2	5	7
20	69	Michael LOCKART (NSW)	0	7	0	7
21		Daniel MAYES (QLD)	0	0	3	3
22		Joshua CUMING (QLD)	0	0	2	2
23	85	Jarrold KOPPE (QLD)	0	0	1	1

AUSTRALIAN SUPERSPORT CHAMPIONSHIP - MANUFACTURERS

Pos	No	Name	Rnd 2 Pole	Rnd 2 Race 1	Rnd 2 Race 2	Total
1		Yamaha	1	145	167	313
2		Suzuki	0	29	23	52
3		Kawasaki	0	28	15	43
4		Honda	0	14	11	25

Scott Laing

Chief Time Keeper - Scott Laing

Tom Williams

Clerk of Course - Tom Williams




Computime Race Timing Systems Pty Ltd © 1996
Licensed to Computime Race Timing Systems

www.computime.com.au

COMPUTIME RACE TIMING SYSTEMS PTY LTD

9 Timber Lane, Glen Waverley, Vic 3150. Ph : 0418 17 13 17

E-mail : scott@computime.com.au





2013



SUPERBIKE CHAMPIONSHIPS

BROUGHT TO YOU BY



www.ma.org.au

**Round 3 : Queensland Raceway : June 14 - 16****SUPERSPORT
PROVISIONAL SERIES POINTS****AUSTRALIAN SUPERSPORT CHAMPIONSHIP - Overall & Privateers**

Pos	No	Name	Rnd 1 WSBK	Rnd 2 Pole	Rnd 2 Race 1	Rnd 2 Race 2	Total
1	2	Daniel FALZON (SA)	43	0	17	20	80
2	52	Ryan TAYLOR (VIC)	34	0	20	18	72
3	82	Chris QUINN (NSW)	40	1	13	17	71
4	78	Michael BLAIR (NSW)	15	0	25	25	65
5	64	Aaron MORRIS (NSW)	26	0	15	16	57
6	41	Aiden WAGNER (QLD)	32	0	6	14	52
7	50	Callum SPRIGGS (QLD)	29	0	18	4	51
8	43	Alastair HOOGENBOEZEM (NZ)	21	0	12	12	45
9	59	Luke BURGESS (QLD)	18	0	11	15	44
10	49	Brendan CLARKE (QLD)	18	0	14	11	43
11	68	Mitch LEVY (NSW)	25	0	9	7	41
12	96	Aaron GOBERT (NSW)	28	0	10	0	38
13	69	Michael LOCKART (NSW)	28	0	7	0	35
14	83	Kyle BUCKLEY (QLD)	0	0	16	13	29
15	53	Mason COOTE (VIC)	11	0	5	10	26
16	65	Hudson PITT (SA)	13	0	8	0	21
17	58	Anthony QUINN (NSW)	6	0	3	8	17
18	73	Anthony JONES (QLD)	0	0	4	9	13
19		Alex PHILLIS (VIC)	12	0	0	0	12
20		Daniel MAYES (QLD)	7	0	0	3	10
21		Joshua CUMING (QLD)	8	0	0	2	10
22		Brad SHAW (VIC)	8	0	0	0	8
23	91	Luke MARTIN (QLD)	0	0	1	6	7
24	84	Thomas BRYDEN (NSW)	0	0	2	5	7
25		David BUONOPANE (VIC)	4	0	0	0	4
26		Richard ELLIS (VIC)	3	0	0	0	3
27		Scott GAPPS (NSW)	3	0	0	0	3
28	85	Jarrod KOPPE (QLD)	0	0	0	1	1
29		Sam HERMEL (SA)	1	0	0	0	1

AUSTRALIAN SUPERSPORT CHAMPIONSHIP - MANUFACTURERS

Pos	No	Name	Rnd 1 WSBK	Rnd 2 Pole	Rnd 2 Race 1	Rnd 2 Race 2	Total
1		Yamaha	239	1	145	167	552
2		Kawasaki	97	0	28	15	140
3		Suzuki	77	0	29	23	129
4		Honda	19	0	14	11	44

Scott Laing

Chief Time Keeper - Scott Laing

Tom Williams

Clerk of Course - Tom Williams



Computime Race Timing Systems Pty Ltd © 1996

Licensed to Computime Race Timing Systems

www.computime.com.au**COMPUTIME RACE TIMING SYSTEMS PTY LTD**

9 Timber Lane, Glen Waverley, Vic 3150. Ph : 0418 17 13 17

E-mail : scott@computime.com.au